






**Course:** EN-101-150: English Composition  
**Instructor:** Kira Dunton \*  
**Response Rate:** 14/19 (73.68 %)






**1 - The procedure for grading was fair.**

Response Option				Weight	Frequency	Percent	Percent Responses		Means								
Strongly Agree				(5)	14	100.00%											
Agree				(4)	0	0.00%											
Undecided				(3)	0	0.00%											
Disagree				(2)	0	0.00%											
Strongly Disagree				(1)	0	0.00%											
02550100										Question		University Mean		College Mean		Department Mean	
Response Rate		Mean	STD	Median	University Mean		Mean	STD	Median	College Mean		Mean	STD	Median	Department Mean		
14/19 (73.68%)		5.00	0.00	5.00	80653		4.47	0.84	5.00	37386		4.50	0.80	5.00	58164.630.685.00		






**2 - The course was a valuable experience.**

Response Option				Weight	Frequency	Percent	Percent Responses		Means							
Strongly Agree				(5)	13	92.86%	<div><div></div></div>		<div><div>4.93</div></div>	<div><div>4.30</div></div>	<div><div>4.29</div></div>	<div><div>4.45</div></div>				
Agree				(4)	1	7.14%	<div><div></div></div>									
Undecided				(3)	0	0.00%	<div><div></div></div>									
Disagree				(2)	0	0.00%	<div><div></div></div>									
Strongly Disagree				(1)	0	0.00%	<div><div></div></div>									
02550100									Question		University Mean		College Mean		Department Mean	
Response Rate		Mean	STD	Median	University Mean		Mean	STD	Median	College Mean		Mean	STD	Median	Department Mean	
14/19 (73.68%)		4.93	0.27	5.00	80496		4.30	0.98	5.00	37306		4.29	0.97	5.00	5807	

**3 - The instructor, Kira Dunton, was an effective communicator. -**






Response Option				Weight	Frequency	Percent	Percent Responses		Means										
Strongly Agree				(5)	14	100.00%													
Agree				(4)	0	0.00%													
Undecided				(3)	0	0.00%													
Disagree				(2)	0	0.00%													
Strongly Disagree				(1)	0	0.00%													
							0	25	50	100	Question		University Mean		College Mean		Department Mean		
Response Rate		Mean	STD	Median	University Mean		Mean	STD	Median	College Mean		Mean	STD	Median	Department Mean		Mean	STD	Median
14/19 (73.68%)		5.00	0.00	5.00	87671		4.39	0.96	5.00	41015		4.40	0.93	5.00	5802		4.65	0.73	5.00

**4 - The instructor, Kira Dunton, was accessible to students. -**






Response Option				Weight	Frequency	Percent	Percent Responses		Means								
Strongly Agree				(5)	12	92.31%											
Agree				(4)	1	7.69%											
Undecided				(3)	0	0.00%											
Disagree				(2)	0	0.00%											
Strongly Disagree				(1)	0	0.00%											
02550100										Question		University Mean		College Mean		Department Mean	
Response Rate		Mean	STD	Median	University Mean		Mean	STD	Median	College Mean		Mean	STD	Median	Department Mean		
13/19 (68.42%)		4.92	0.28	5.00	87613		4.46	0.85	5.00	40984		4.46	0.83	5.00	5804		

**Course:** EN-101-150: English Composition  
**Instructor:** Kira Dunton \*  
**Response Rate:** 14/19 (73.68 %)






**5 - The instructor, Kira Dunton, was well-prepared for class. -**

Response Option				Weight	Frequency	Percent	Percent Responses		Means										
Strongly Agree				(5)	14	100.00%													
Agree				(4)	0	0.00%													
Undecided				(3)	0	0.00%													
Disagree				(2)	0	0.00%													
Strongly Disagree				(1)	0	0.00%													
								0	25	50	100	Question		University Mean		College Mean		Department Mean	
Response Rate		Mean	STD	Median	University Mean		Mean	STD	Median	College Mean		Mean	STD	Median	Department Mean		Mean	STD	Median
14/19 (73.68%)		5.00	0.00	5.00	87593		4.53	0.79	5.00	40978		4.55	0.76	5.00	5800		4.70	0.62	5.00






**6 - What grade do you expect to receive in this course?**

Response Option				Weight	Frequency	Percent	Percent Responses		Means										
A				(6)	10	71.43%													
B				(5)	3	21.43%													
C				(4)	0	0.00%													
D				(3)	0	0.00%													
F				(2)	1	7.14%													
Other				(1)	0	0.00%													
							0	25	50	100	Question		University Mean		College Mean		Department Mean		
Response Rate		Mean	STD	Median	University Mean		Mean	STD	Median	College Mean		Mean	STD	Median	Department Mean		Mean	STD	Median
14/19 (73.68%)		5.50	1.09	6.00	80413		5.51	0.80	6.00	37264		5.50	0.84	6.00	5801		5.69	0.65	6.00

**7 - How would you rate this course?**

Response Option				Weight	Frequency	Percent	Percent Responses		Means										
Excellent				(5)	9	64.29%													
Above Average				(4)	5	35.71%													
Average				(3)	0	0.00%													
Below Average				(2)	0	0.00%													
Failure				(1)	0	0.00%													
								0	25	50	100	Question		University Mean		College Mean		Department Mean	
Response Rate		Mean	STD	Median	University Mean		Mean	STD	Median	College Mean		Mean	STD	Median	Department Mean		Mean	STD	Median
14/19 (73.68%)		4.64	0.50	5.00	80472		4.09	1.03	4.00	37286		4.11	1.01	4.00	5811		4.38	0.86	5.00

**8 - How would you rate the instructor, Kira Dunton, of this course? -**

Response Option				Weight	Frequency	Percent	Percent Responses		Means							
Excellent				(5)	13	92.86%										
Above Average				(4)	1	7.14%										
Average				(3)	0	0.00%										
Below Average				(2)	0	0.00%										
Failure				(1)	0	0.00%										
02550100								Question		University Mean		College Mean		Department Mean		
Response Rate		Mean	STD	Median	University Mean		Mean	STD	Median	College Mean		Mean	STD	Median	Department Mean	
14/19 (73.68%)		4.93	0.27	5.00	87585		4.31	0.97	5.00	40947		4.32	0.96	5.00	5809	

**Course:** EN-101-150: English Composition  
**Instructor:** Kira Dunton \*  
**Response Rate:** 14/19 (73.68 %)

**9 - How frequently did you attend class or access the online course?**

Response Option				Weight	Frequency	Percent	Percent Responses		Means							
Always				(5)	8	57.14%										
Usually				(4)	6	42.86%										
Often				(3)	0	0.00%										
Sometimes				(2)	0	0.00%										
Rarely				(1)	0	0.00%										
02550100							Question		University Mean		College Mean		Department Mean			
Response Rate		Mean	STD	Median	University Mean		Mean	STD	Median	College Mean		Mean	STD	Median	Department Mean	
14/19 (73.68%)		4.57	0.51	5.00	80502		4.50	0.85	5.00	37304		4.43	0.90	5.00	5810	
		4.51	0.76	5.00												

**10 - The instructor, Kira Dunton, used class time effectively. -**

Response Option				Weight	Frequency	Percent	Percent Responses		Means							
Strongly Agree				(5)	12	85.71%	<div><div></div></div>		<div><div>4.86</div></div>		<div><div>4.59</div></div>		<div><div>4.59</div></div>		<div><div>4.59</div></div>	
Agree				(4)	2	14.29%	<div><div></div></div>									
Undecided				(3)	0	0.00%	<div><div></div></div>									
Disagree				(2)	0	0.00%	<div><div></div></div>									
Strongly Disagree				(1)	0	0.00%	<div><div></div></div>									
02550100									Question		University Mean		College Mean		Department Mean	
Response Rate		Mean	STD	Median	University Mean		Mean	STD	Median	College Mean		Mean	STD	Median	Department Mean	
14/19 (73.68%)		4.86	0.36	5.00	5792		4.59	0.72	5.00	5790		4.59	0.72	5.00	5785	

**11 - The instructor, Kira Dunton, treated you with respect. -**

Response Option				Weight	Frequency	Percent	Percent Responses		Means							
Strongly Agree				(5)	14	100.00%			5.00		4.81		4.81		4.81	
Agree				(4)	0	0.00%										
Undecided				(3)	0	0.00%										
Disagree				(2)	0	0.00%										
Strongly Disagree				(1)	0	0.00%										
02550100								Question		University Mean		College Mean		Department Mean		
Response Rate		Mean	STD	Median	University Mean		Mean	STD	Median	College Mean		Mean	STD	Median	Department Mean	
14/19 (73.68%)		5.00	0.00	5.00	5795		4.81	0.50	5.00	5793		4.81	0.50	5.00	5788	
													</			

**12 - Did you come to class prepared by having completed assignments (readings, problems, projects, etc.)?**

Response Option				Weight	Frequency	Percent	Percent Responses		Means							
Always				(5)	11	78.57%										
Usually				(4)	3	21.43%										
Often				(3)	0	0.00%										
Sometimes				(2)	0	0.00%										
Rarely				(1)	0	0.00%										
02550100								Question		University Mean		College Mean		Department Mean		
Response Rate		Mean	STD	Median	University Mean		Mean	STD	Median	College Mean		Mean	STD	Median	Department Mean	
14/19 (73.68%)		4.79	0.43	5.00	5794		4.53	0.71	5.00	5792		4.53	0.71	5.00	5787	

**Course:** EN-101-150: English Composition  
**Instructor:** Kira Dunton \*  
**Response Rate:** 14/19 (73.68 %)

**13 - Did your background prepare you to take this course?**

Response Option				Weight	Frequency	Percent	Percent Responses		Means									
Always				(5)	10	71.43%												
Usually				(4)	2	14.29%												
Often				(3)	2	14.29%												
Sometimes				(2)	0	0.00%												
Not at all				(1)	0	0.00%												
							0	25	50	100	Question		University Mean		College Mean		Department Mean	
Response Rate		Mean	STD	Median	University Mean	Mean	STD	Median	College Mean	Mean	STD	Median	Department Mean		Mean	STD	Median	
14/19 (73.68%)		4.57	0.76	5.00	5795	4.22	1.02	5.00	5793	4.22	1.02	5.00	5788		4.22	1.02	5.00	

**14 - Were the course requirements clearly defined?**

Response Option				Weight	Frequency	Percent	Percent Responses		Means							
Always				(5)	13	92.86%	<div><div></div></div>		4.93		4.70		4.70		4.71	
Usually				(4)	1	7.14%	<div><div></div></div>									
Often				(3)	0	0.00%	<div><div></div></div>									
Sometimes				(2)	0	0.00%	<div><div></div></div>									
Not at all				(1)	0	0.00%	<div><div></div></div>									
02550100								Question		University Mean		College Mean		Department Mean		
Response Rate		Mean	STD	Median	University Mean		Mean	STD	Median	College Mean		Mean	STD	Median	Department Mean	
14/19 (73.68%)		4.93	0.27	5.00	5794		4.70	0.67	5.00	5792		4.70	0.67	5.00	5787	

**15 - Were the reading materials/text useful to the course?**

Response Option				Weight	Frequency	Percent	Percent Responses		Means										
Always				(5)	12	85.71%	<div><div></div></div>		4.86		4.47		4.47		4.47				
Usually				(4)	2	14.29%	<div><div></div></div>												
Often				(3)	0	0.00%	<div><div></div></div>												
Sometimes				(2)	0	0.00%	<div><div></div></div>												
Not at all				(1)	0	0.00%	<div><div></div></div>												
								0	25	50	100	Question		University Mean		College Mean		Department Mean	
Response Rate		Mean	STD	Median	University Mean		Mean	STD	Median	College Mean		Mean	STD	Median	Department Mean		Mean	STD	Median
14/19 (73.68%)		4.86	0.36	5.00	5784		4.47	0.91	5.00	5782		4.47	0.91	5.00	5777		4.47	0.91	5.00

**16 - Were the tests and/or assignments appropriate for the course materials?**

Response Option				Weight	Frequency	Percent	Percent Responses		Means							
Always				(5)	12	92.31%										
Usually				(4)	1	7.69%										
Often				(3)	0	0.00%										
Sometimes				(2)	0	0.00%										
Not at all				(1)	0	0.00%										
02550100								Question		University Mean		College Mean		Department Mean		
Response Rate		Mean	STD	Median	University Mean		Mean	STD	Median	College Mean		Mean	STD	Median	Department Mean	
13/19 (68.42%)		4.92	0.28	5.00	5792		4.74	0.63	5.00	5790		4.74	0.63	5.00	5785	

**Course:** EN-101-150: English Composition  
**Instructor:** Kira Dunton \*  
**Response Rate:** 14/19 (73.68 %)

**17 - How frequently did you seek out-of-class help from your instructor, Kira Dunton? -**

Response Option				Weight	Frequency	Percent	Percent Responses		Means										
Frequently				(5)	2	14.29%													
Usually				(4)	2	14.29%													
Quite a bit				(3)	0	0.00%													
Occasionally				(2)	7	50.00%													
Not at all				(1)	3	21.43%													
							0	25	50	100	Question		University Mean		College Mean		Department Mean		
Response Rate		Mean	STD	Median	University Mean		Mean	STD	Median	College Mean		Mean	STD	Median	Department Mean		Mean	STD	Median
14/19 (73.68%)		2.50	1.40	2.00	5794		2.28	1.22	2.00	5792		2.29	1.22	2.00	5787		2.29	1.22	2.00

**18 - How much did you learn in this course?**

Response Option				Weight	Frequency	Percent	Percent Responses		Means										
A great deal				(5)	8	57.14%													
Much				(4)	5	35.71%													
Some				(3)	1	7.14%													
Little				(2)	0	0.00%													
Nothing				(1)	0	0.00%													
								0	25	50	100	Question		University Mean		College Mean		Department Mean	
Response Rate		Mean	STD	Median	University Mean		Mean	STD	Median	College Mean		Mean	STD	Median	Department Mean		Mean	STD	Median
14/19 (73.68%)		4.50	0.65	5.00	5788		4.20	0.93	4.00	5786		4.20	0.93	4.00	5781		4.20	0.93	4.00

**19 - Was this a required course for you?**

Response Option				Weight	Frequency	Percent	Percent Responses		Means															
Yes				(2)	14	100.00%																		
No				(1)	0	0.00%																		
									0		25		50		100		Question		University Mean		College Mean		Department Mean	
Response Rate		Mean	STD	Median	University Mean		Mean	STD	Median	College Mean		Mean	STD	Median	Department Mean		Mean	STD	Median					
14/19 (73.68%)		2.00	0.00	2.00	5781		1.88	0.33	2.00	5779		1.88	0.33	2.00	5774		1.88	0.33	2.00					

**20 - In what ways has this course helped you to improve your writing, reading, and/or critical thinking skills?**

Response Rate	10/19 (52.63%)
<ul style="list-style-type: none"> <li>• Professor Dunton had us as a class work on revising our essays through many different ways which I thought was helpful and had us break our essays down to see what we can fix or add.</li> <li>• It made me think more critically and perspective to improve my writing</li> <li>• Writing workshops and peer review really helped me improve my writing skills.</li> <li>• This professor has really helped my writing grow. I have been allowed to make mistakes with my writing, and she would always be there to guide me in the right direction.</li> <li>• I have become a much better writer while taking this course. I've learned better ways to explain my writing more affectively.</li> <li>• Peer review was very effective</li> <li>• This course has helped me to improve the sentence structure, clarity, and grammar in my writing.</li> <li>• This course has helped improve my skills by allowing to be able to flow my thoughts onto the paper.</li> <li>• I think this course helped me a lot in improving certain skills of mine. We spent a good deal of class time receiving feedback on our writing from both our teachers, as well as other classmates. Specifically, this course helped me improve my skills as far as writing for a specific audience, and making sure I made my writing interesting.</li> <li>• This course has allowed me to become a better writing, more so focusing on my story-telling rather than lower concerns of grammar</li> </ul>	

**Course:** EN-101-150: English Composition  
**Instructor:** Kira Dunton \*  
**Response Rate:** 14/19 (73.68 %)

**21 - What course assignments or activities, in-class or out-of-class, were most helpful?**

**Response Rate** 9/19 (47.37%)

- Conference meetings.
- The peer reviews and end of unit assessments to see how far you've come in your writing
- We did a journal entry on the quad one day, and it was really relaxing and just what I needed at the time.
- no assignment in particular but the way our essays were broken up helped a lot
- The round Robin peer reviews
- Personally, the essays we worked on throughout the duration of the course served to be the most helpful to improve my writing. By working through each draft and receiving critiques from my peers, I was able to see which aspects of my writing were flawed and what I needed to fix.
- The peer-reviews were the most helpful, and I am very happy with it.
- I thought the way we did peer reviews in class was very effective. I was able to receive a lot of instructive feedback from many different perspectives, and that really helped.
- The conferences and peer review

**22 - What course assignments or activities, in-class or out-of-class, were least helpful?**

**Response Rate** 9/19 (47.37%)

- Peer review, but that's just because of my classmates.
- Maybe the reading but really nothing was unhelpful
- I'd say everything we did in class was helpful towards my growth as a writer.
- they were all helpful
- None
- NA
- The self-assessments were the least helpful, but at the same time I am just saying something because I think everything was helpful.
- I did not think anything was not particularly helpful.
- N/A

**23 - Any additional comments about the instructor, Kira Dunton. -**

**Response Rate** 6/19 (31.58%)

- I love her teaching style compared to previous English teachers I have had. I find the short essays and assignments very useful to every essay we are about to do.
- N/A
- she's the best!
- Absolute great professor. I honestly couldn't have asked for a better one, she made my first semester so comforting and really laid out the work load nice for us. 10/10 would recommend, so sad she won't be teaching 102.
- Professor Dunton was extremely helpful and understanding. Her course was my favorite all semester!
- I thought she was an excellent instructor. Very kind to students, and very fair when it came to grading. She made sure we did not put too much pressure on ourselves as far as writing "perfect" papers, but rather made sure we were putting thought into effectively communicating our ideas. English is not usually my favorite subject, but she helped me enjoy taking this class quite a bit more than I thought I would have.

**24 - Any additional comments about the course.**

**Response Rate** 5/19 (26.32%)

- My favorite course out of the semester.
- N/A
- NA
- Thank you Professor Dunton and Professor Reilly for the best first semester.
- This was a great course that I would highly recommend anyone take. It helped me a good deal with my writing skills, and was not too hard considering it was a required course.